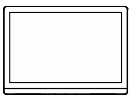
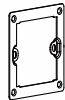





# DH-I100 Series Quick Guide

## 1 | Preparation

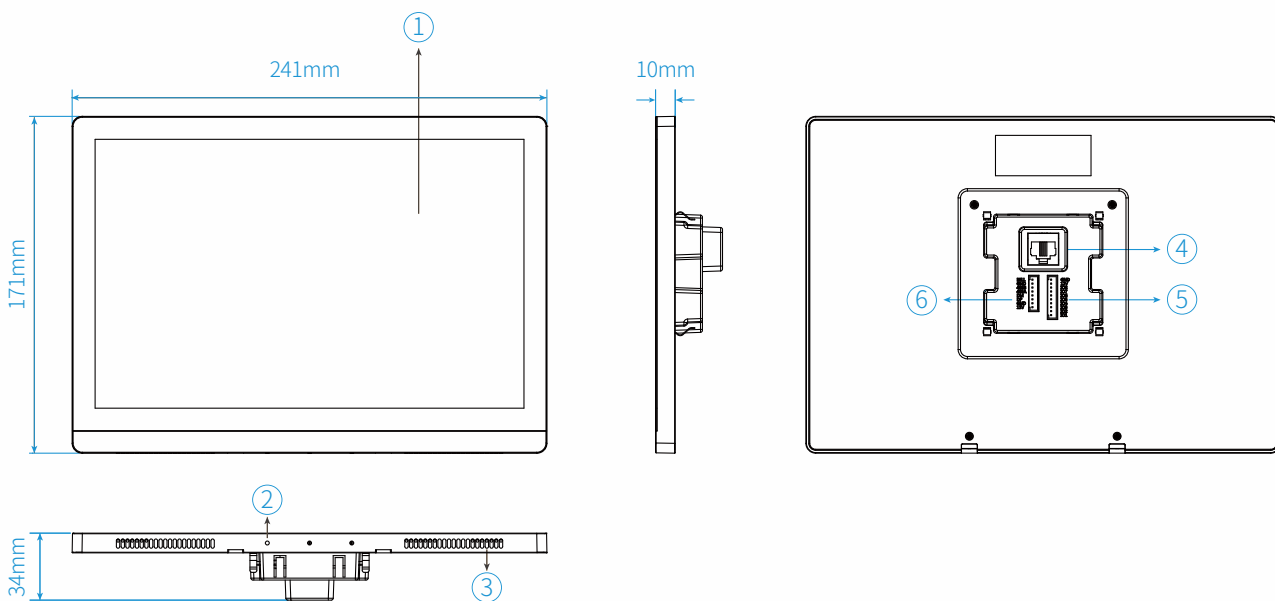
## PREPARATION

Before the installation of the device, please check you have the following items on hand.

<p>DH-I100</p>  <p>× 1</p>	<p>Wall bracket</p>  <p>× 1</p>	<p>8-pin cable</p>  <p>× 1</p>	<p>10-pin cable</p>  <p>× 1</p>	<p>Screw M4×30</p>  <p>× 2</p>
---	--	---	---	---

## 2 | Product Overview

## PRODUCT OVERVIEW

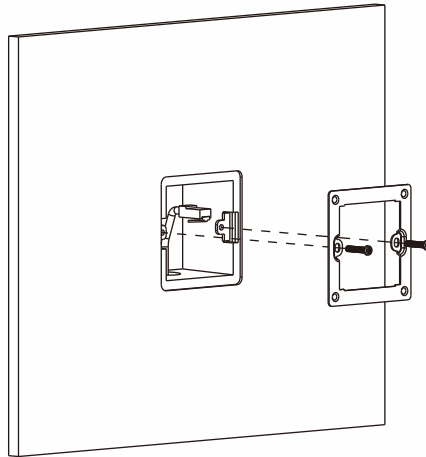


- ① Touch screen
- ③ Loudspeaker
- ⑤ 10-pin terminal
- ② MIC
- ④ RJ45 interface
- ⑥ 8-pin terminal


## 3 | Installation

## INSTALLATION

Bottom box embedded into the wall



- Step 1: All cables and cords go through the bottom box.
- Step 2: Lock the wall bracket on bottom box with two M4×30 screws



- Step 3: Connect all cables and cords to corresponding interfaces of device.
- Step 4: Attach the device on wall bracket and lock it with bracket hook.

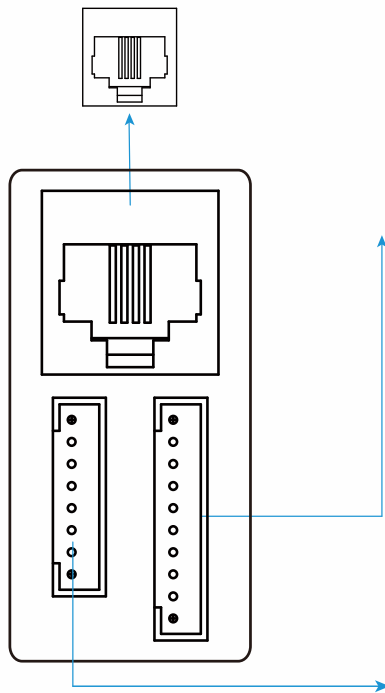
# DH-I100 Series Quick Guide



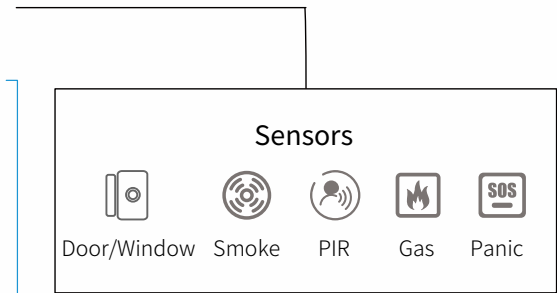
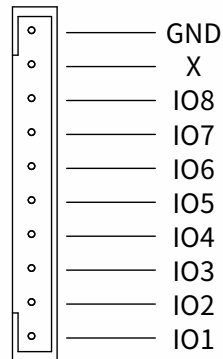
## 4 | Interfaces

## INTERFACES

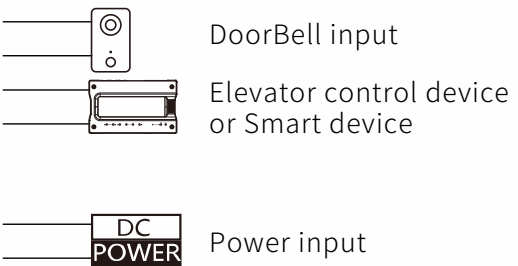
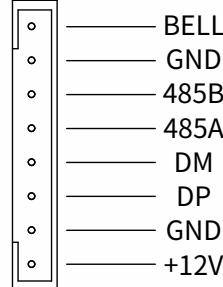
10/100Mbps PoE Port



10-pin



8-pin



## 5 | Specifications

## SPECIFICATIONS

- OS: Android
- Display: 10-inch LCD
- Resolution: 1280×800
- Input power: DC12V / 1A
- PoE: Support
- WiFi: Support
- Zigbee: Support (Optional)
- Front panel: ABS
- IP level: IP30
- Working Temperature: -10°C ~ 55°C
- Working Humidity: 10%~95%RH
- Equipment size: 241×171×10mm

## 6 | Status

## STATUS

Sound	Sound On	Sound Off
Arming	Disarm	Arming
Hub (Optional)	Non-Working	No Connection
	Server Rejected	Server Exception
	Offline	Online
LAN	Connected, but no door phone found	
	Disconnected	Connected
WAN	Connected, but no door phone found	Connected

## 7 | Functions

## FUNCTIONS

### • Video intercom

The visitors call from door phone, you can confirm the identity by video call and unlock the door.

### • Make calls

You can make audio call property management or the other tenants on this device.

### • Smart Home Control

Smart home app can be installed on the device and achieve smart home control

### • Video Surveillance

You can monitor the video stream from IP camera connected to system.

### • Home Security

The indoor monitor can connect up to 8 alarm zones in home, different alarm status can be set.



### Notice Information

Information contained in this document is believed to be accurate and reliable at the time of printing. This document is subject to change without notice, The update vision of this document can be viewed on NEXhome website: <http://www.nexhome.ai>  
©Copyright 2022 NEXhome Ltd.All right reserved.

**Fujian Nexhome Intelligent Technology Co.,Ltd.**

Add.: No.33 Xingang Avenue, Shangjie, Minhou, Fuzhou, Fujian, 350108, China  
Web: [www.nexhome.ai](http://www.nexhome.ai)